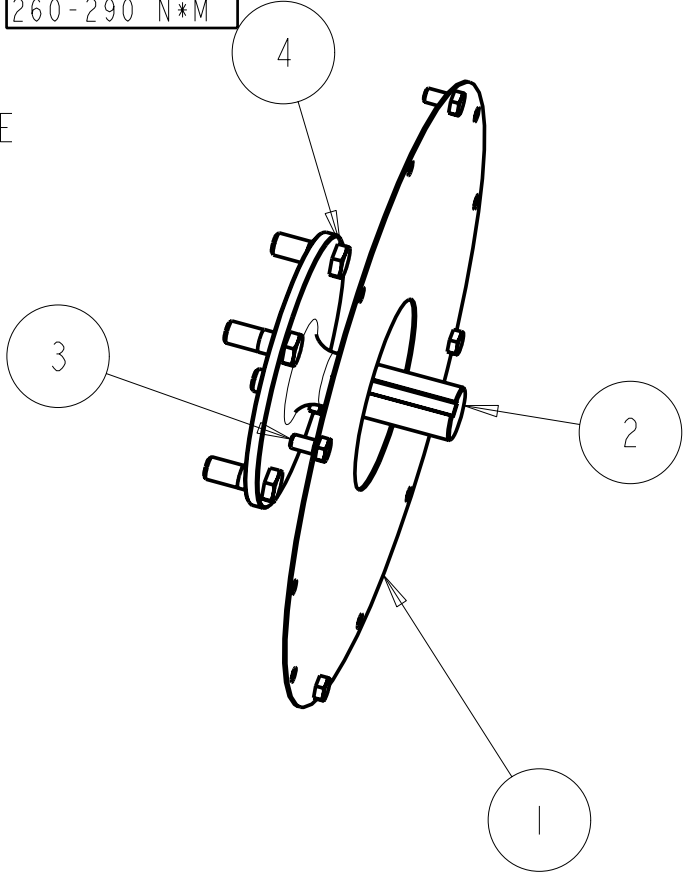
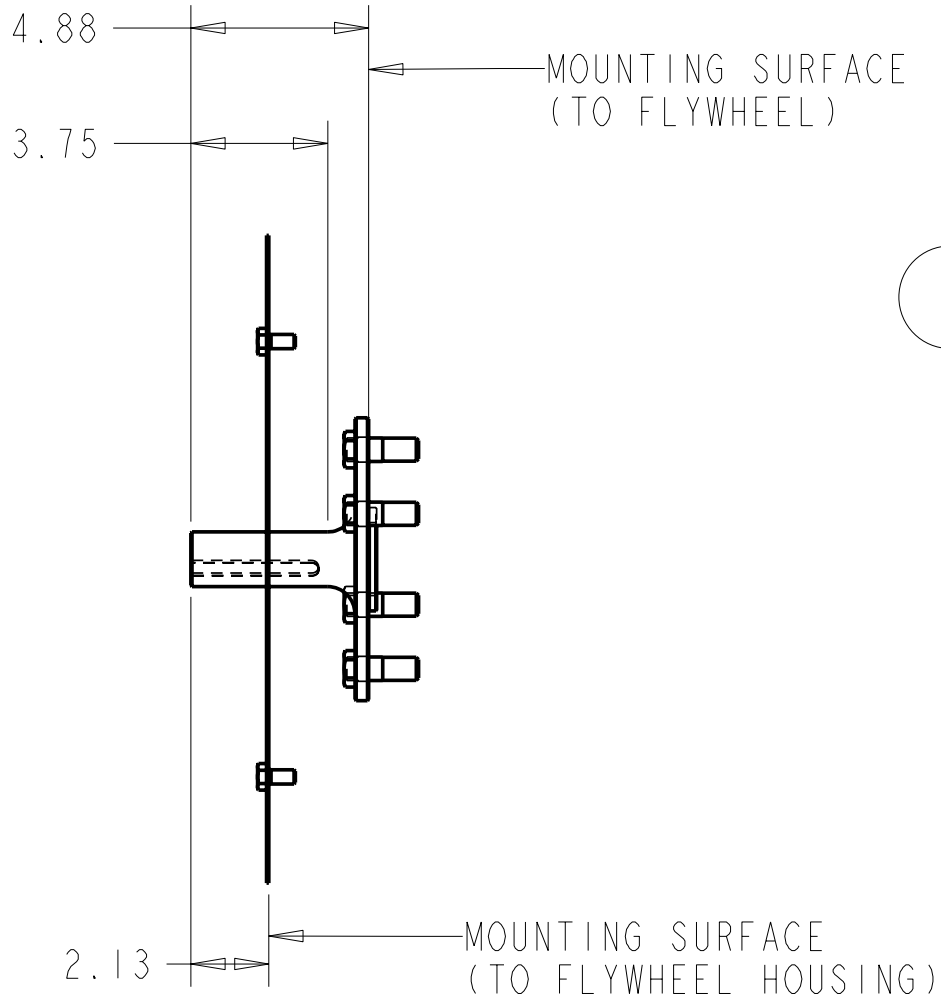
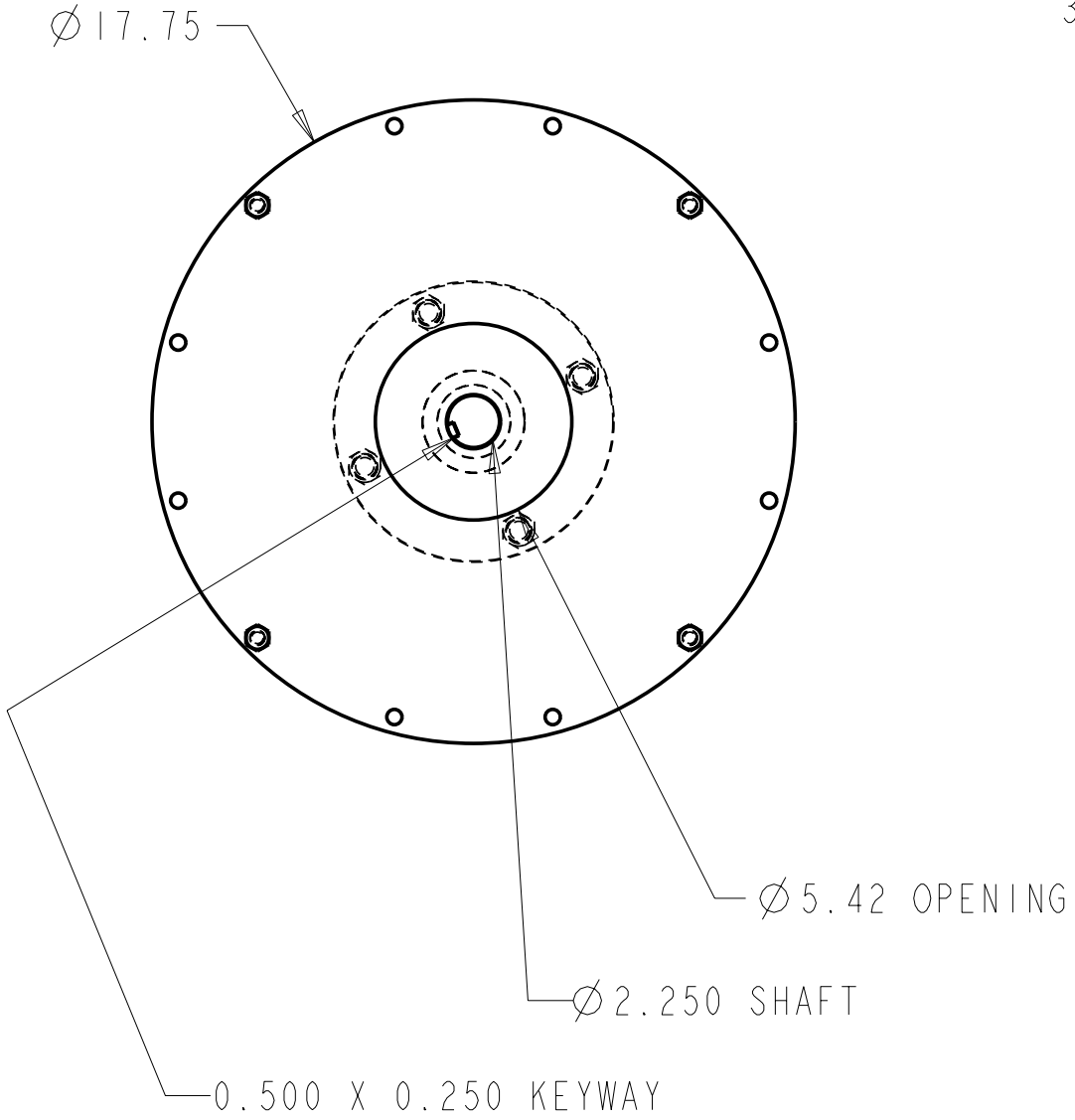


BILL OF MATERIAL			
ITEM	QTY	DESCRIPTION	PART NUMBER
1	1	GUARD, STUB SHAFT, SAE #3 FLYWHEEL, FIREPUMP	8611
2	1	STUB SHAFT, SAE #3 FLYWHEEL, HAYES #, FIREPUMP	9624
3	4	SCREW, CAP, HEX HEAD, M10 x 20	HHCS_M10_20
4	4	SCREW, CAP, HEX HEAD, M10 x 50	HHCS_M16_50

TORQUE CLASS 1
260-290 N*M



ALL RIGHTS TO MANUFACTURE, COPY OR DISPOSE OF THIS DRAWING OR ITS CONTENTS ARE RESERVED UNLESS OTHERWISE SPECIFIED IN WRITING BY CUMMINS NPOWER, LLC		CN POWER	CUMMINS NPOWER, LLC CORPORATE OFFICE 1600 BUERKLE ROAD WHITE BEAR LAKE, MN WWW.NPOWER.CUMMINS.COM		NPOWER SYSTEMS DESIGN CENTER 875 LAWRENCE DRIVE DEPERE, WISCONSIN	
UNLESS OTHERWISE SPECIFIED ALL DIMENSION TOLERANCES ARE ANGULAR DIMENSIONS ± 1°			TITLE 1: ASSEMBLY, STUB SHAFT, 2.25" DIA TITLE 2: FIREPUMP			
IMPERIAL UNITS	METRIC UNITS	DWG UNITS:	DRAWN BY: DAVE N	DATE: 15OCT2004		
MACHINE TOLERANCES .X = ± 0.06 .XX = ± 0.010 .XXX = ± 0.001	MACHINE TOLERANCES X = ± 1.5 XX = ± 0.5 XXX = ± 0.05	IN/LB/S	APPD BY: -	DATE: -		
WELD TOLERANCES X = ± 0.25 .XX = ± 0.12 .XXX = ± 0.06	WELDED TOLERANCES X = ± 5 XX = ± 3 XXX = ± 1.50	EST WEIGHT: 42238.628	SCALE: 0.200	DO NOT SCALE	SHEET 10F1	DRAWING NO: 8619
REV	DESCRIPTION OF REVISION	REV BY	DATE	REV:	B	

B	GUARD WAS 9553	DAVE N	20JAN05
A	ADDED HARDWARE	DAVE N	21OCT04
REV	DESCRIPTION OF REVISION	REV BY	DATE